Multiple District 354

As of October 2026 Cumulative

Year	New Clubs	Dropped Clubs	Gain/ Loss Clubs	New Members	Charter Members	Reinstate Members	Transfer Members	Total Member Added	Total Members Dropped	Gain/ Loss Members
2022-2023	17	39	-22	3,434	636	107	48	4,225	5,083	-858
2023-2024	20	31	-11	3,516	600	263	85	4,464	4,458	6
2024-2025	27	30	-3	3,533	791	405	71	4,800	4,779	21
2025-2026	26	29	-3	2,664	741	324	99	3,828	5,892	-2,064
2026-2027	5	5	0	1,312	136	115	32	1,595	1,276	319
Average	**19**	**27**	**-8**	**2,892**	**581**	**243**	**67**	**3,782**	**4,298**	**-515**

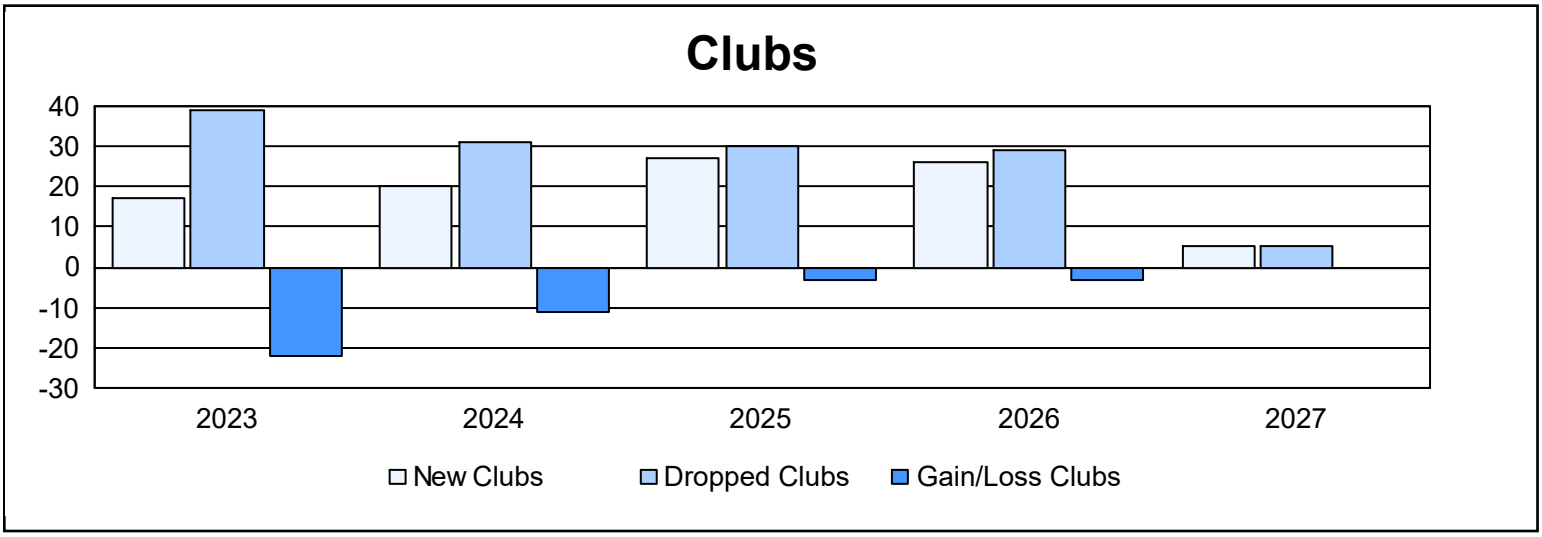

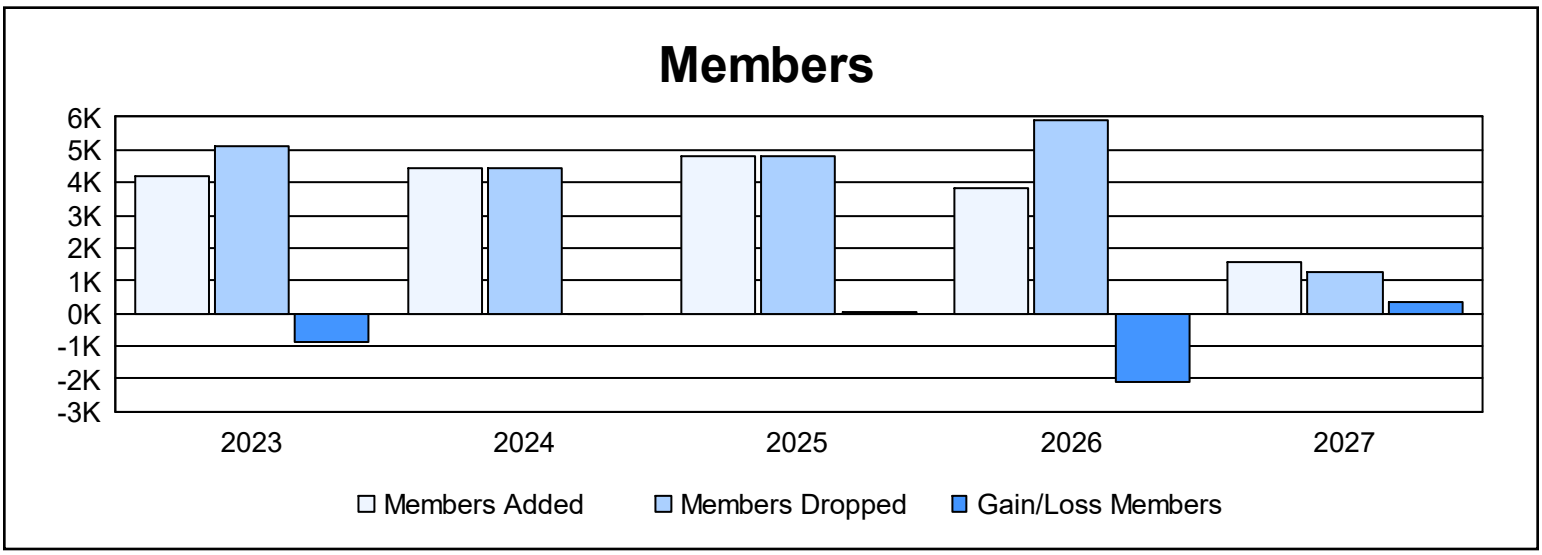

Membership Composition

October 2026 Cumulative

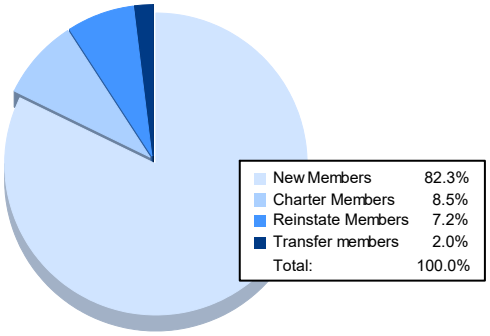

Gender Composition

October 2026 Cumulative

